

Guangzhou Zhiying Technology Co., Ltd

Block 15th, No.200 Fangcun Avenue East, Liwan District, Guangzhou, China, 510000

support@syncoaudio.com

www.syncoaudio.com

<https://www.facebook.com/syncomicrophones>



Микрофон Mic-D1 >>> Инструкция

Благодарим вас за выбор продукции SYNCO.
Внимательно прочитайте данное руководство перед использованием и следуйте всем инструкциям, упомянутым в нем.

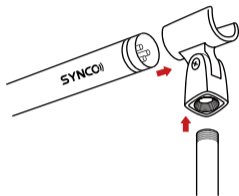


Содержание

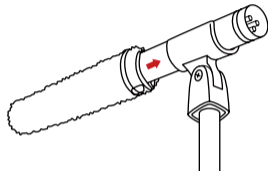
● Комплект поставки.....	1
● Основные функции.....	2
● Инструкции по использованию.....	2
● Установка микрофона.....	3
● Specifications.....	4
1. Диаграмма направленности	
2. Питание AA Battery/ 48V Phantom Power	
3. Performance Parameter	
● Гарантия.....	5

Mounting the Shotgun Mic

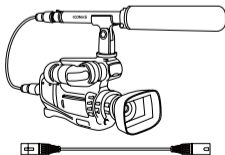
1. Mount the Mic-D1 microphone on a boom pole through the mic holder with 3/8" - 5/8" connector.



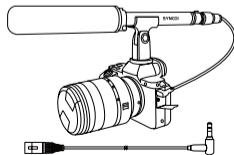
2. Put the foam windscreen on the Mic-D1 microphone.



3. Connect the Mic-D1 microphone to Camcorder/ Mixer using a XLRM-XLRF cable.

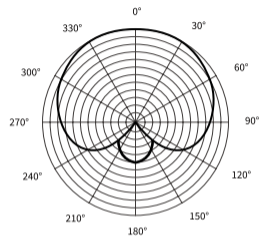


4. Connect the Mic-D1 microphone to Camera using a 3.5mm-XLRF cable.



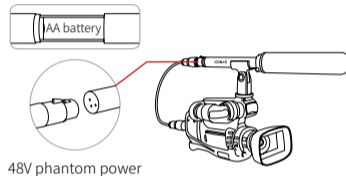
Specifications

1. Polar Pattern: Hyper Cardioid



2. AA Battery/ 48V Phantom Power

SYNCO Mic-D1 runs on 48V phantom power, or is powered by one AA battery for about 100 hours.



3. Performance Parameter

Model	Mic-D1
Element	Back Electret Condenser
Polar Pattern	Hyper-Cardioid
Frequency Response	40Hz - 20,000Hz
Signal to Noise Ratio	78dB (1kHz at 1Pa)
Sensitivity	-34dB/-32dB±2dB (1dB=1V/Pa at 1kHz)
Max.Input SPL	130dB

Dynamic Range	106dB/91dB 11kHz at MAX SPL
Power Requirements	Phantom Power 48V/1.5V AA Battery
Battery Runtime	100 hours
Output Impedance	500Ω/600Ω (48V/1.5V)
Output Connector	XLR 3-Pin Male
Low Frequency Roll-off	High-pass Filter
Dimensions (L x Diam)	11.22 x 0.83 inches
Weight	7.3 oz/207g

WARRANTY

Warranty Period

Thank you for purchasing SYNCO products.

1. Customers are entitled to free replacement or repair service in case of quality defect(s) found in the product under normal use within 30 days upon receipt of the product.
2. Original SYNCO products are entitled to **24-month** limited warranty service. The warranty period begins on the date of purchase of brand new, unused products by the first end-user.

Within the warranty period, if product defect or failure is attributable to material deflection or technological problem, the defective product or defective part will be repaired or replaced without charge (service and materials fee).

Warranty Exclusions and Limitations

- Faults resulted from inappropriate use of a product without following its operation specification
- Artificial damage, e.g. crash, squeeze, scratch, or soaking
- Modifications to a product by its user or a third party without prior written consent of SYNCO, e.g. replacement of element or circuit, label alteration
- The code on product is inconsistent with that of warranty certificate, or the code on the product or warranty certificate is altered or torn off
- All consumable accessory attached to a product, like cable, wind muff, battery
- Faults as a result of force majeure, such as fire, flood, lightning, etc.

Warranty Claim Procedure

- If failure or any problem occurs to your product after purchase, please contact a local agent for assistance, or you can always contact SYNCO's customer service through email at support@syncoaudio.com.
- Please retain your sales receipt and warranty certificate as proof of purchase. If any of these documents is missing, only sales return or chargeable service will be provided.
- If the SYNCO product is out of the warranty coverage, the service and the parts cost will be charged.

WARRANTY CERTIFICATE

Please register your warranty. Meanwhile, you are welcomed to contact us via Email:
support@syncoaudio.com

USER INFORMATION

Customer Name:

Phone Number:

Email:

Address:

SALES INFORMATION

Sales Date:

Model:

Product Code:

Dealer:

REPAIR RECORD

Service Date:

Technician:

Issue:

RESULT

Solved

Unsolved

Returned(Replaced)

